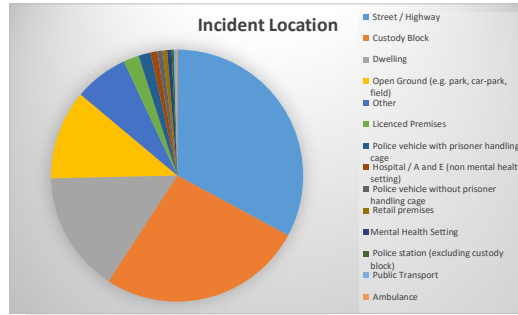


January 1st 2022 - March 31st 2022

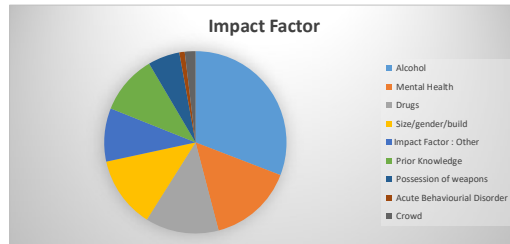
Please note there can be more than 1 Incident location per Record

Incident location	records
Street / Highway	232
Custody Block	186
Dwelling	109
Open Ground (e.g. park, car-park, field)	81
Other	49
Licensed Premises	14
Police vehicle with prisoner handling cage	11
Hospital / A and E (non mental health setting)	6
Police vehicle without prisoner handling cage	5
Retail premises	4
Mental Health Setting	4
Police station (excluding custody block)	2
Public Transport	2
Ambulance	1
Sports or Events stadia	0



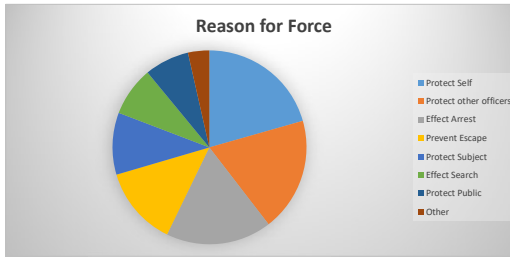
Please note there can be more than 1 Impact Factor per Record

Impact factor	Number of records
Alcohol	358
Mental Health	175
Drugs	151
Size/gender/build	147
Impact Factor : Other	110
Prior Knowledge	122
Possession of weapons	65
Acute Behaviourial Disorder	11
Crowd	22



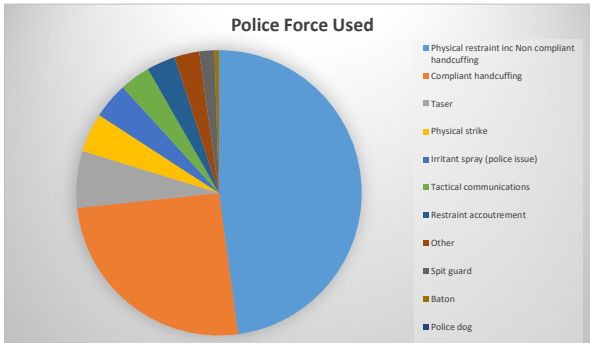
Please note there can be more than 1 Reason For Force per Record

Reason for force	Number of records
Protect Self	393
Protect other officers	362
Effect Arrest	336
Prevent Escape	253
Protect Subject	197
Effect Search	157
Protect Public	142
Other	68



Please note there can be more than 1 type of Force Used per Record

Force Used	Number of records
Physical restraint inc Non compliant handcuffing	387
Compliant handcuffing	206
Taser	52
Physical strike	36
Irritant spray (police issue)	33
Tactical communications	28
Restraint accoutrement	26
Other	23
Spit guard	14
Baton	4
Police dog	0



Police Physically Injured	Number of records
No	609
No record	0
Yes	52

People data refers to unique individuals

Gender	Number of Individuals
Male	309
Female	70
Not given	0
Total	379

Subject Injured as a result of Force Used	Number of Individuals
No	348
Yes	17
Unclear	14
No record	0

Self Defined Race	Number of Individuals
White	209
Don't Know	132
Black (or Black British)	18
Mixed	3
Asian (or Asian British)	15
Other	2
Chinese	0
Grand Total	379

Age	Number of
-----	-----------