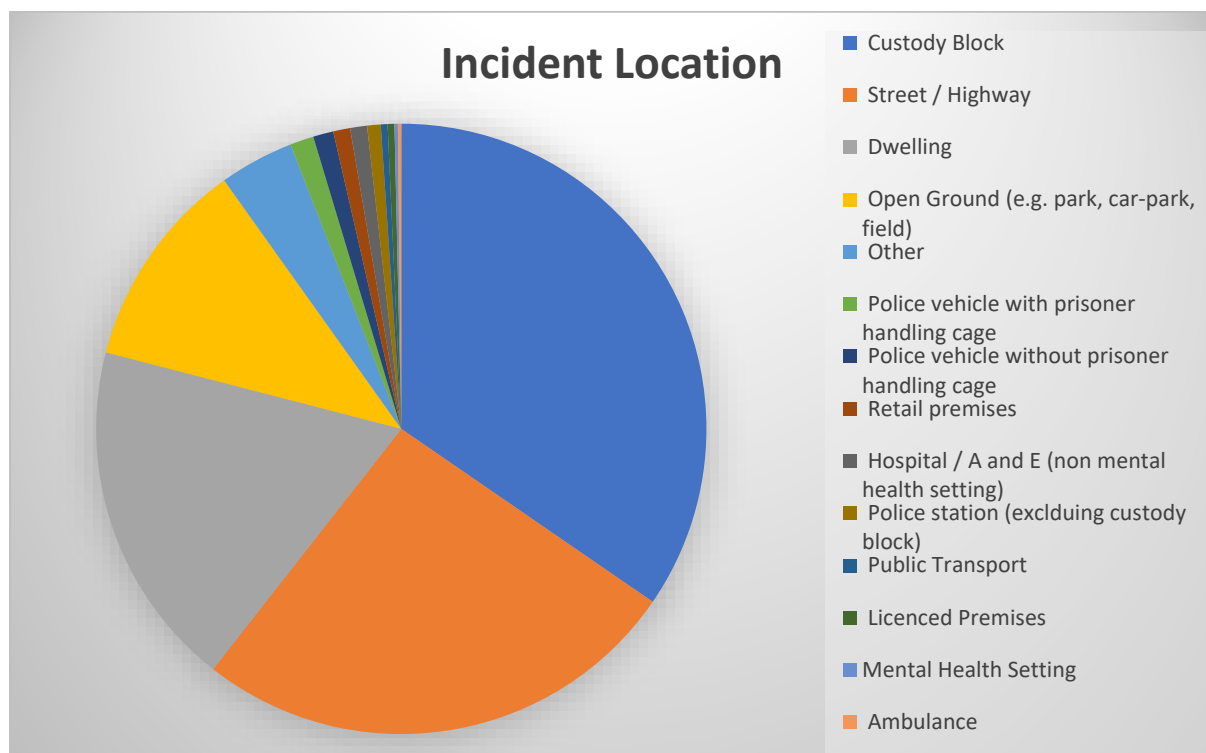


Use of Force Data Q3 2020-2021

1. Incident location

Please note there can be more than 1 Incident location per Record

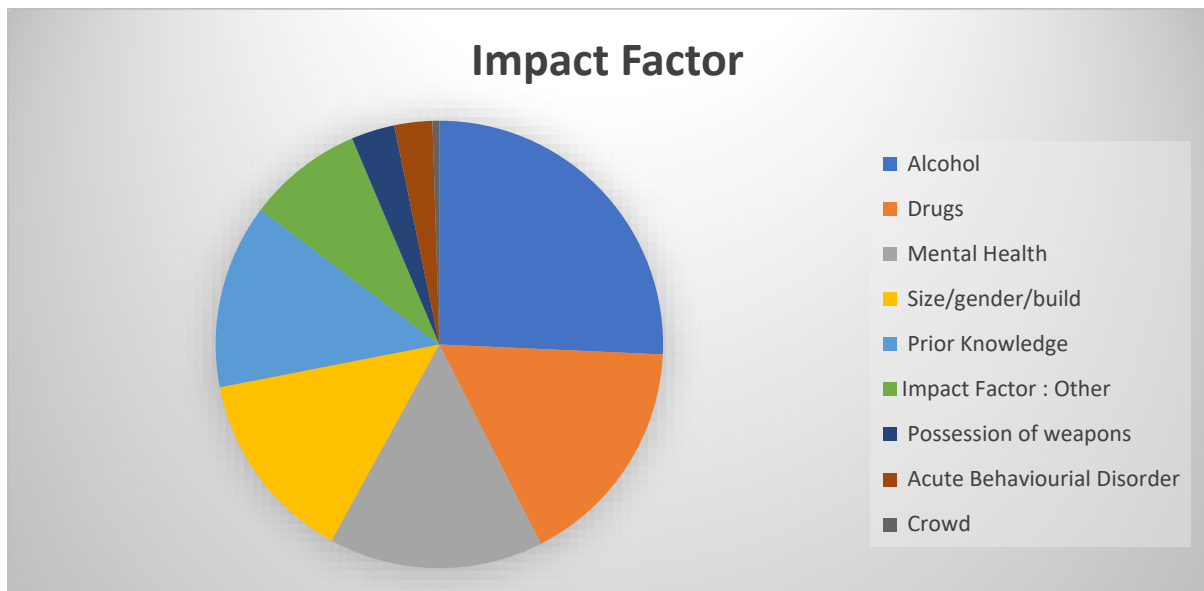
Incident location	Number of records
Custody Block	193
Street / Highway	145
Dwelling	103
Open Ground (e.g. park, car-park, field)	62
Other	22
Police vehicle with prisoner handling cage	7
Police vehicle without prisoner handling cage	6
Retail premises	5
Hospital / A and E (non mental health setting)	5
Police station (exclduing custody block)	4
Public Transport	2
Licenced Premises	2
Mental Health Setting	1
Ambulance	1



2. Impact Factor

Please note there can be more than 1 Impact Factor per Record

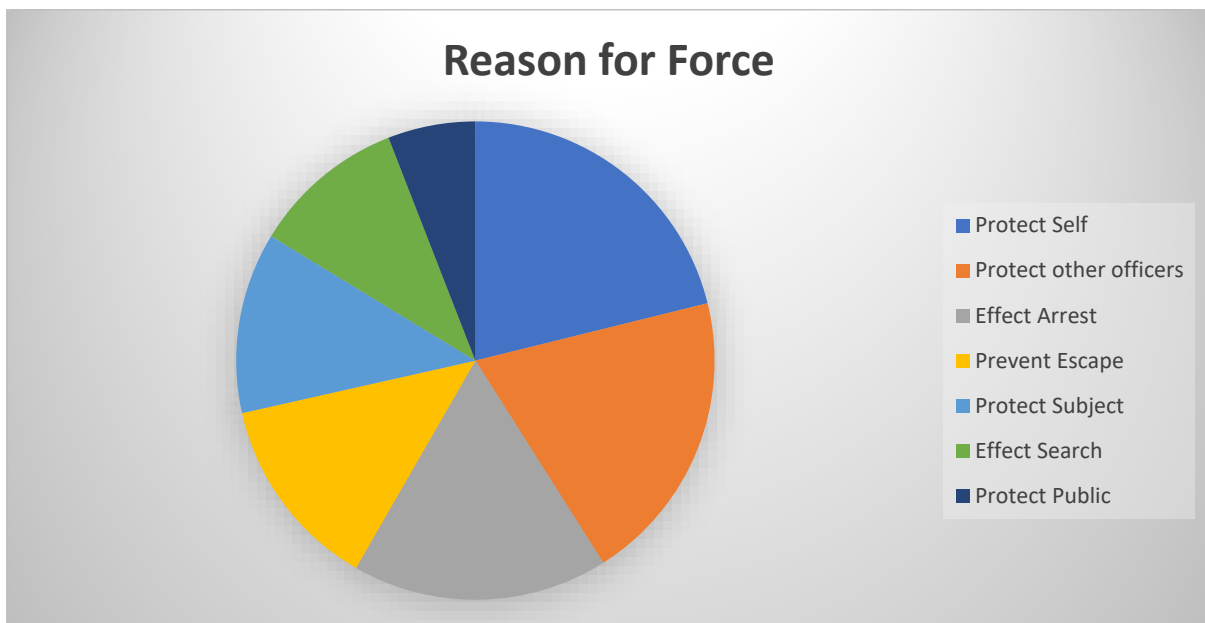
Impact factor	Number of records
Alcohol	262
Drugs	171
Mental Health	158
Size/gender/build	142
Prior Knowledge	136
Impact Factor : Other	85
Possession of weapons	32
Acute Behaviourial Disorder	28
Crowd	5



3. Reason for Force

Please note there can be more than 1 Reason For Force per Record

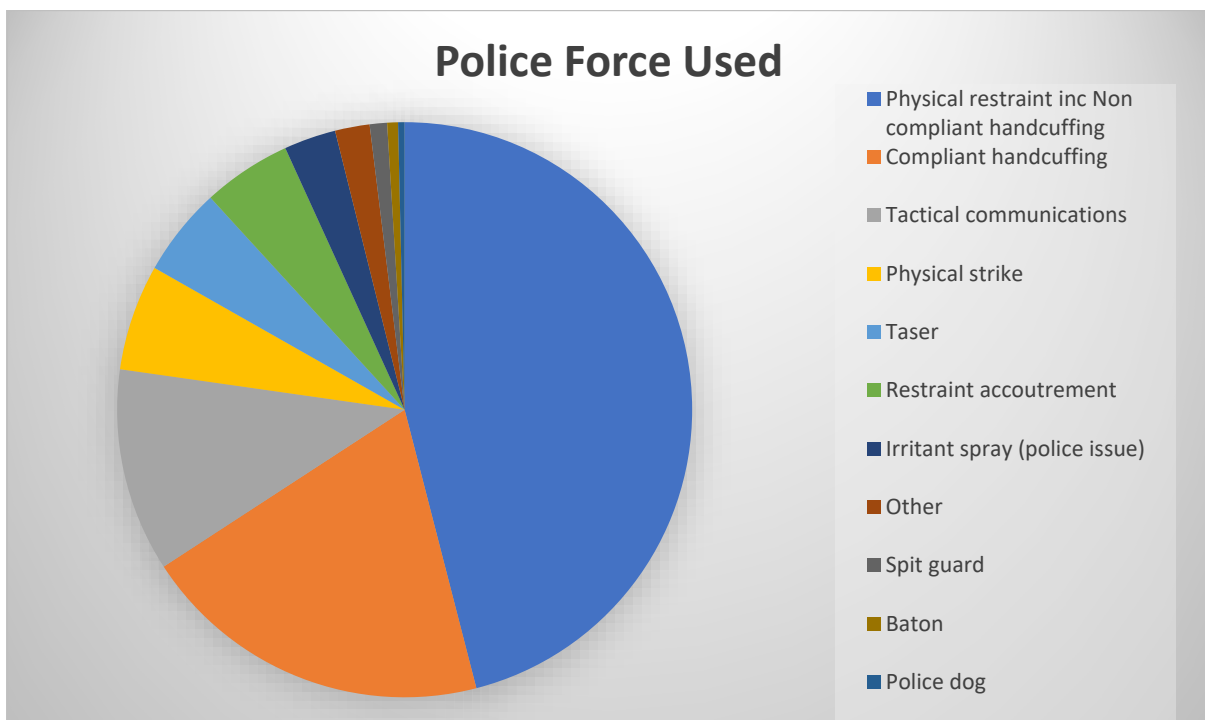
Reason for force	Number of records
Protect Self	318
Protect other officers	299
Effect Arrest	260
Prevent Escape	198
Protect Subject	184
Effect Search	156
Protect Public	89



4. Force used

Please note there can be more than 1 type of Force Used per Record

Force Used	Number of records
Physical restraint inc Non compliant handcuffing	378
Compliant handcuffing	163
Tactical communications	94
Physical strike	49
Taser	41
Restraint accoutrement	41
Irritant spray (police issue)	24
Other	16
Spit guard	8
Baton	5
Police dog	3



5. Details

Police Physically Injured	Number of records
No	433
No record	109
Yes	45

People data refers to unique individuals

Gender	Number of records
Male	486
Female	101
Not given	0
Total	587

Subject Injured as a result of Force Used	Number of records
No	445
No record	44
Unclear	49
Yes	49

Self Defined Race	Number of records
Asian (or Asian British)	4
Black (or Black British)	22
Chinese	0
Don't Know	74
Mixed	5
Other	2
White	370
No record	110
Grand Total	587

Age	Number of records
under 11 years	0
11 - 17 years	77
18 - 34 years	312
35 - 49 years	138
50 - 64 years	55
65 and over	5
Grand Total	587