

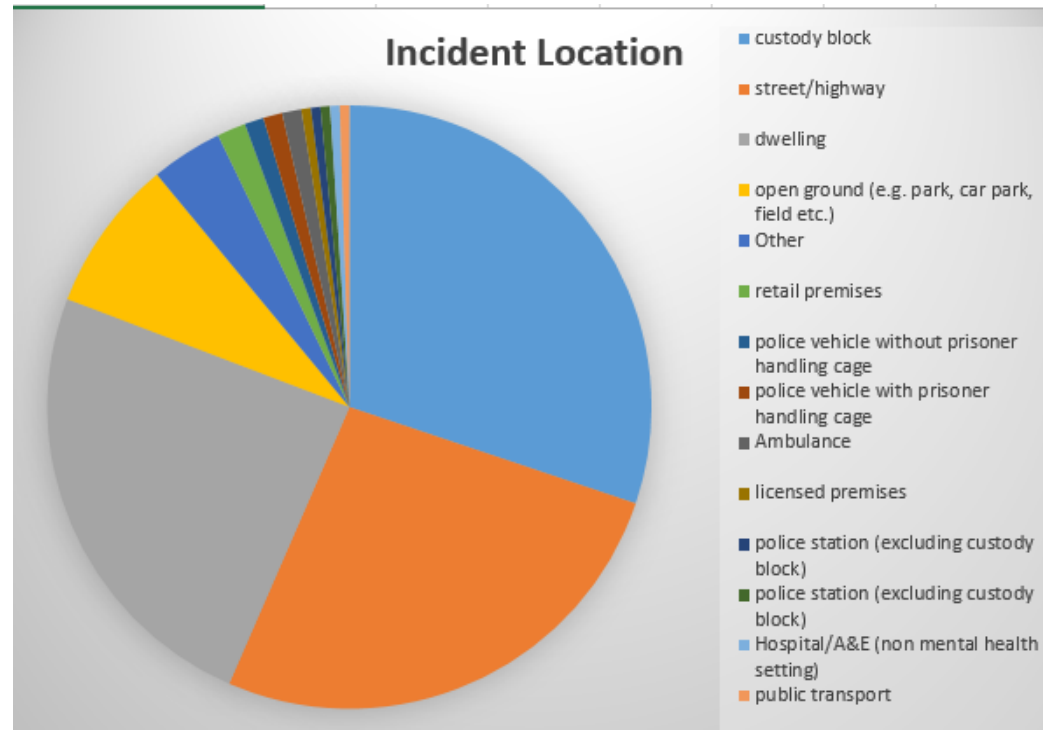
## Use of Force Q4 2019/20

In Q4 of 2019/20 there were 457 records of incidents where force is used. Each officer that has used force in an incident should record the force used, and as a result one incident could result in several records for one subject.

### Incident location

Officers record the location of the incident, the most frequent location is in the Custody Block (30% of records), followed by the street/highway (26% of records).

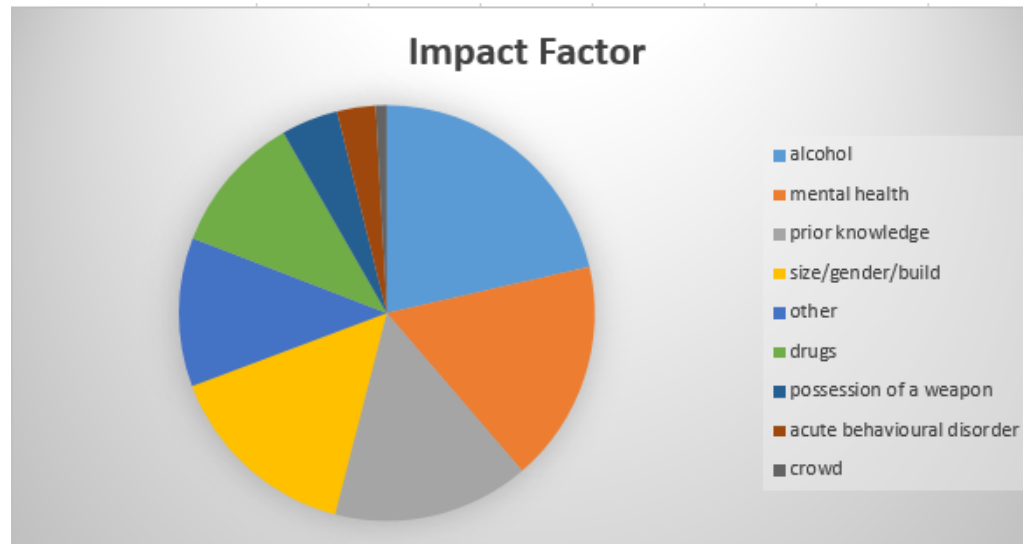
Incident location	Number of records
custody block	118
street/highway	103
dwelling	95
open ground (e.g. park, car park, field etc.)	32
Other	15
retail premises	6
police vehicle without prisoner handling cage	4
police vehicle with prisoner handling cage	4
Ambulance	4
licensed premises	2
police station (excluding custody block)	2
police station (excluding custody block)	2
Hospital/A&E (non mental health setting)	2
public transport	2



## Impact factor

The factors that are likely to have an impact on the need for an officer to use force are recorded. Any number of impact factors could be recorded against each incident. The most frequently recorded impact factor is alcohol, this is a factor in 21% of records, this is followed by drugs – a factor in 17% of records.

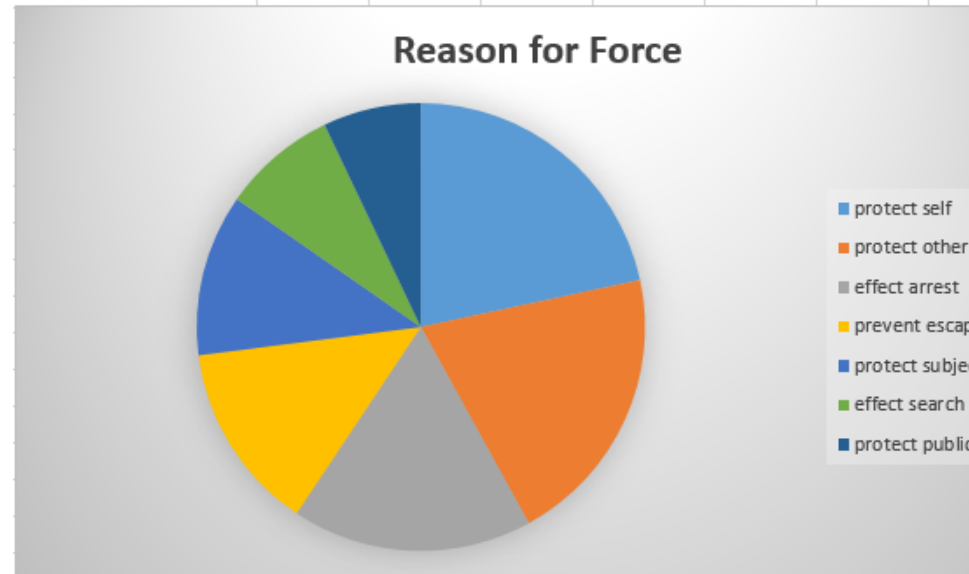
Reason for force	Number of records
protect self	257
protect other officers	242
effect arrest	206
prevent escape	162
protect subject	139
effect search	98
protect public	84



## Reason for force

The reason that force is used is recorded for each incident, there may be multiple reasons for the use of force in each incident. The most frequently stated reason recorded by officers/staff for using force is to protect themselves (22% of records) followed by protecting other officers (20% of records) and to effect arrest (17% of records). More than 1 reason may be stated for each action.

Reason for force	Number of records
protect self	257
protect other officers	242
effect arrest	206
prevent escape	162
protect subject	139
effect search	98
protect public	84

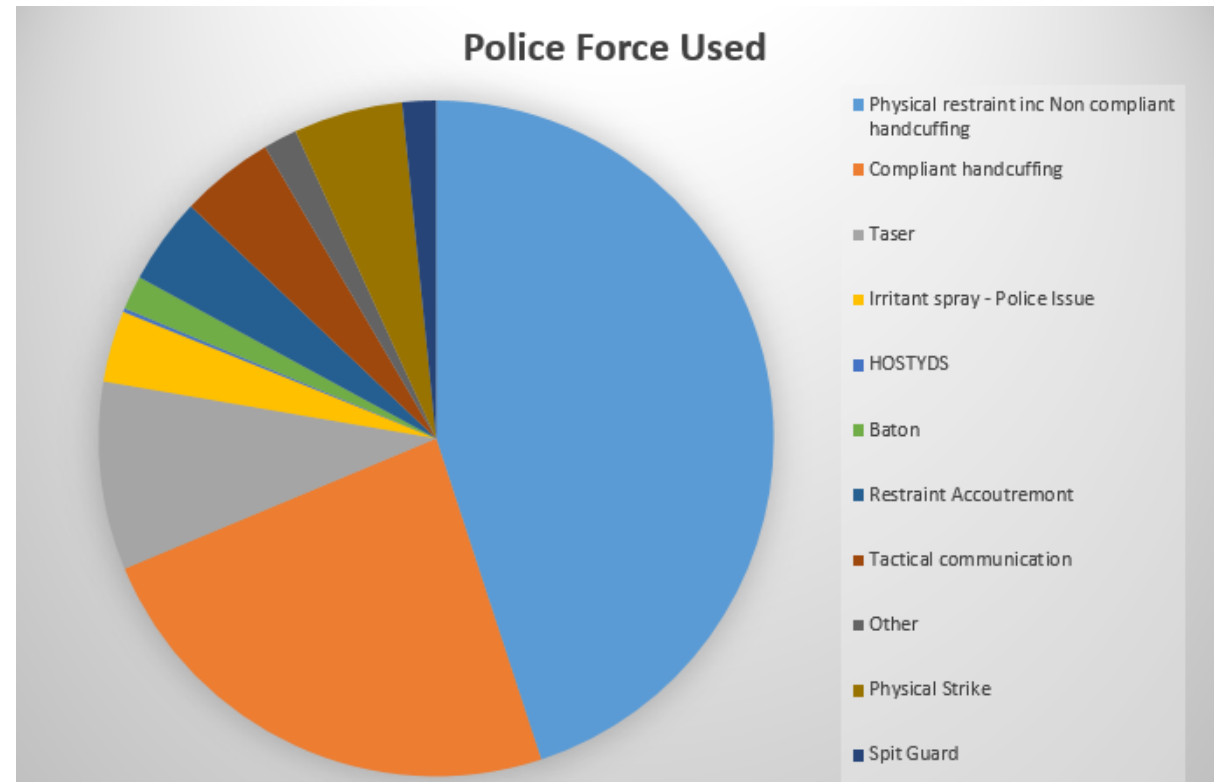


## Force used

Officers record the different tactics they use in each record, there are occasions where the initial tactics are not successful so further tactics are required.

Force Used	Number of records
Physical restraint inc Non compliant handcuffing	250
Compliant handcuffing	132
Taser	50
Physical Strike	29
Tactical communication	25
Restraint Accoutrement	23
Irritant spray - Police Issue	19
Baton	9
Other	9
Spit Guard	9
HOSTYDS	1

Police Physically Injured	Number of records
No	348
No record	82
Yes	37
Subject Injured as a result of Force Used	Number of records
No	358
No record	44
Unclear	34
Yes	31



## Subject details

Gender	Number of records
Male	346
Female	62
Not given	59
Total	467