

Use of Force Q3 2019/20

In Q3 of 2019/20 there were 501 records of incidents where force is used. Each officer that has used force in an incident should record the force used, and as a result one incident could result in several records for one subject.

Incident location

Officers record the location of the incident, the most frequent location is in a street/highway (31% of records), followed by the custody block (24% of records).

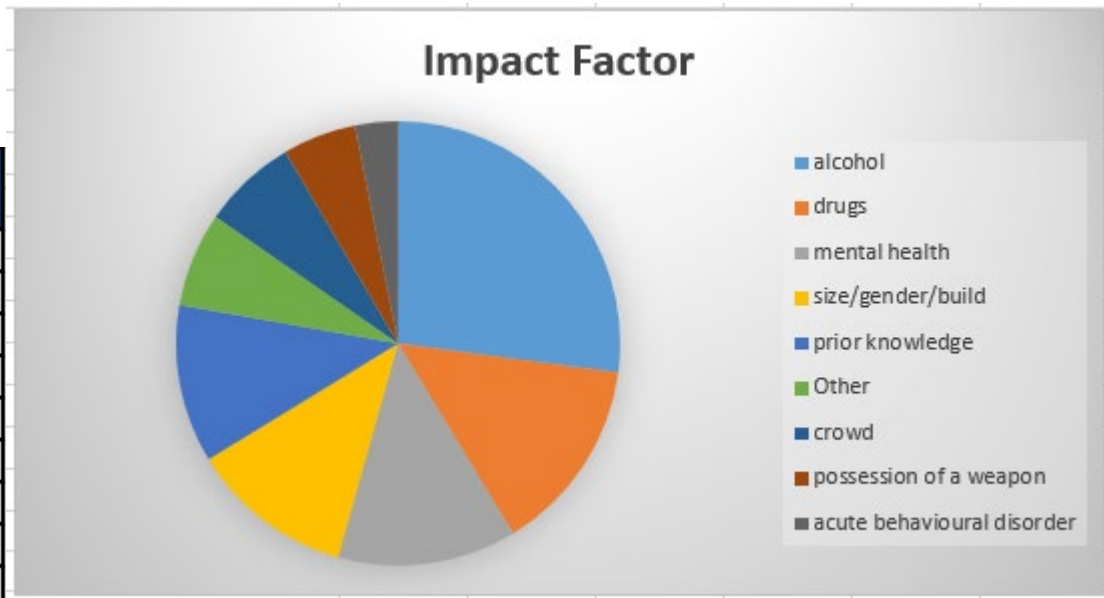
Incident location	Number of records
street/highway	157
dwelling	123
custody block	90
open ground (e.g. park, car park, field etc.)	75
Other	29
retail premises	17
police vehicle without prisoner handling cage	7
Hospital/A&E (non mental health setting)	4
licensed premises	3
police vehicle with prisoner handling cage	3
public transport	2
mental health setting	0
police station (excluding custody block)	0
Ambulance	0
Sports or event stadia	0



Impact factor

The factors that are likely to have an impact on the need for an officer to use force are recorded. Any number of impact factors could be recorded against each incident. The most frequently recorded impact factor is alcohol, this is a factor in 27% of records, this is followed by drugs – a factor in 14% of records.

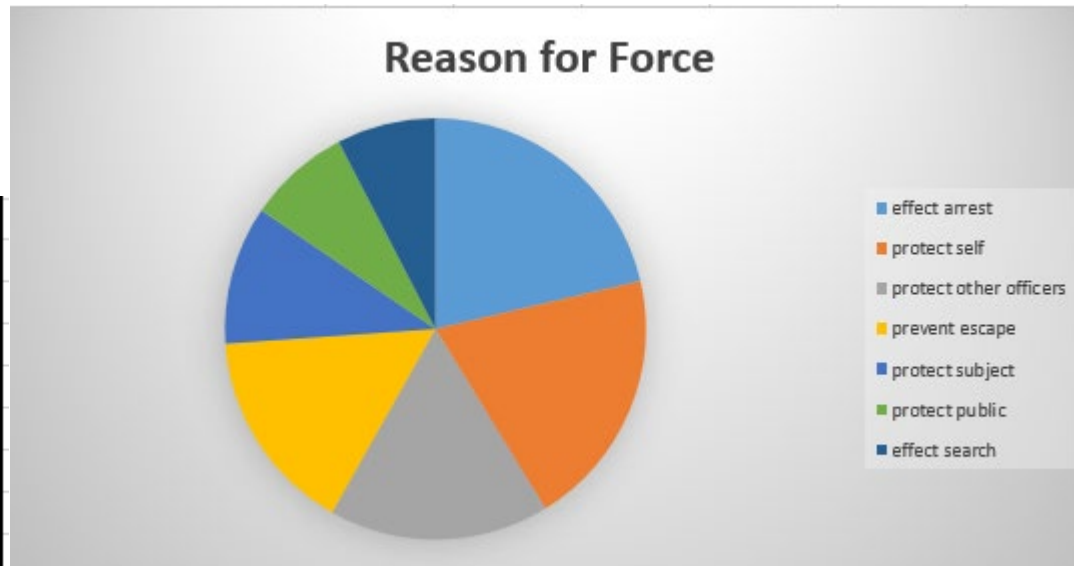
Impact factor	Number of records
alcohol	339
drugs	178
mental health	163
size/gender/build	149
prior knowledge	144
Other	86
crowd	86
possession of a weapon	67
acute behavioural disorder	39



Reason for force

The reason that force is used is recorded for each incident, there may be multiple reasons for the use of force in each incident. The most frequently stated reason recorded by officers/staff for using force is to effect arrest (21% of records) followed by protecting self (20% of records) and protecting other officers (17% of records).

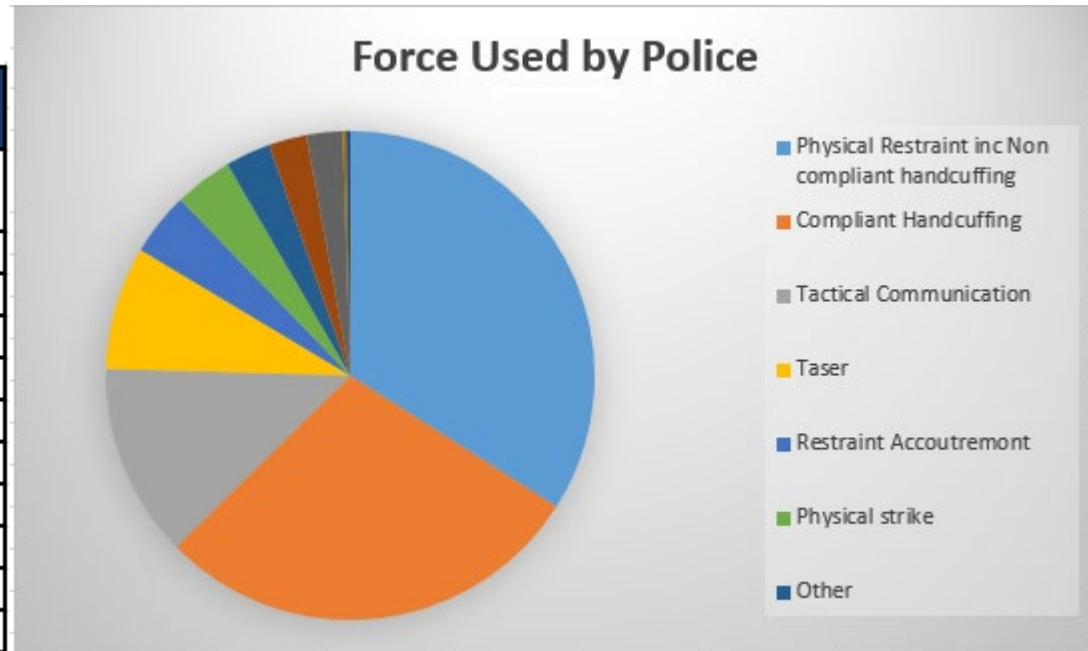
Reason for force	Number of records
effect arrest	371
protect self	346
protect other officers	294
prevent escape	273
protect subject	185
protect public	137
effect search	132



Force used

Officers record the different tactics they use in each record, there are occasions where the initial tactics are not successful so further tactics are required.

Force Used	Number of records
Physical Restraint inc Non compliant handcuffing	284
Compliant Handcuffing	239
Tactical Communication	107
Taser	68
Restraint Accoutremont	35
Physical strike	32
Other	25
Spit Guard	21
Irritant Spray (Police issue)	20
Baton	2
Police Dog	2



Subject details

Gender	
Female	87
Male	444
Not given	117
Grand Total	648