

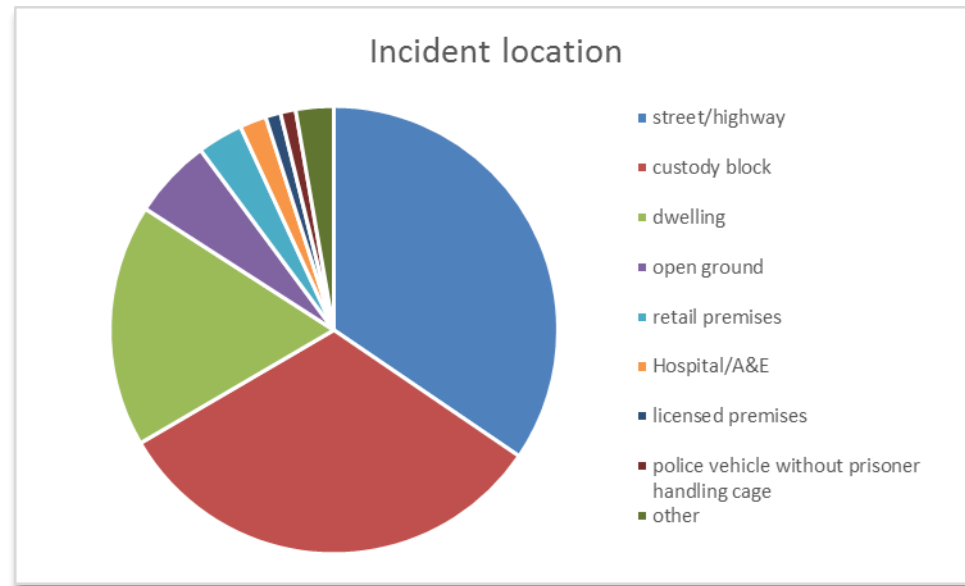
Use of Force 1st July 2017 – 30th September 2017

Between July and September 2017 there were 365 records of incidents where force was used. Each officer that has used force in an incident should record the force used, and as a result one incident could result in several records for one subject.

Incident location

Officers record the location of the incident, the most frequent location is in a street/highway (40% of records), followed by the custody block (30% of records).

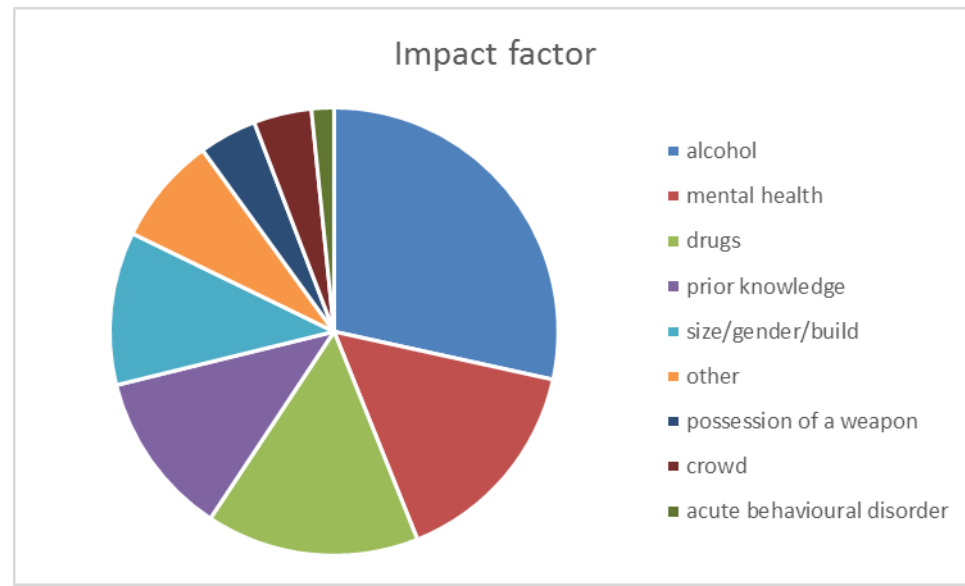
Incident location	Number of records
street/highway	126
custody block	117
dwelling	64
open ground	21
retail premises	12
other	8
hospital/A&E	7
licensed premises	4
police vehicle without prisoner handling cage	4
mental health setting	1
police station (excluding custody block)	1
public transport	0
sports or event stadia	0
police vehicle with prisoner handling cage	0
ambulance	0



Impact factor

The factors that are likely to have an impact on the need for an officer to use force are recorded. Any number of impact factors could be recorded against each incident. The most frequently recorded impact factor is alcohol, this is a factor in 58% of records, this is followed by mental health and drugs – a factor in 31% of all records.

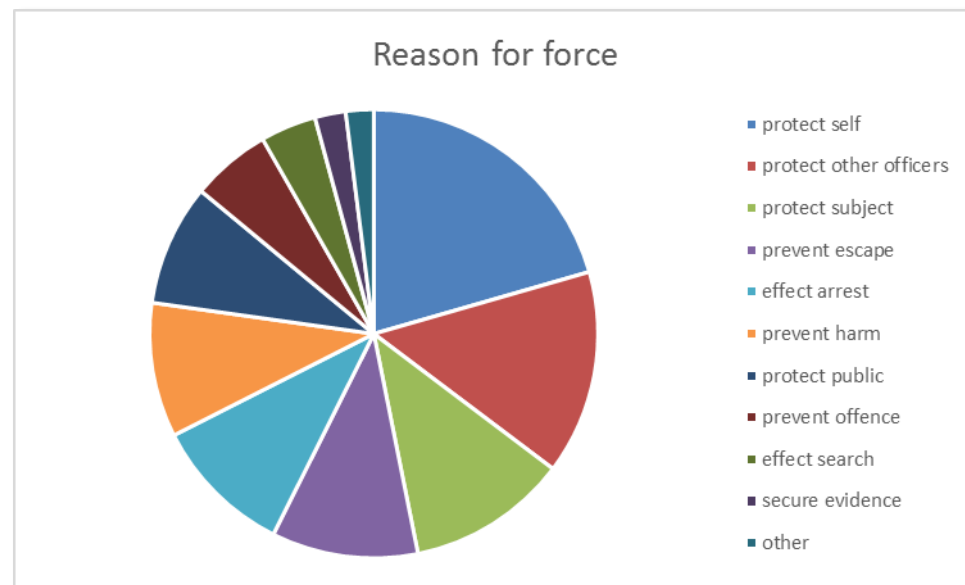
Impact factor	Number of records
alcohol	211
mental health	115
drugs	114
prior knowledge	88
size/gender/build	82
other	58
possession of a weapon	31
crowd	31
acute behavioural disorder	12



Reason for force

The reason that force is used is recorded for each incident, there may be multiple reasons for the use of force in each incident. The most frequently stated reason recorded by officers/staff for using force is to protect themselves (78% of records) followed by protecting other officers (56% of records) and protecting the subject (44% of records).

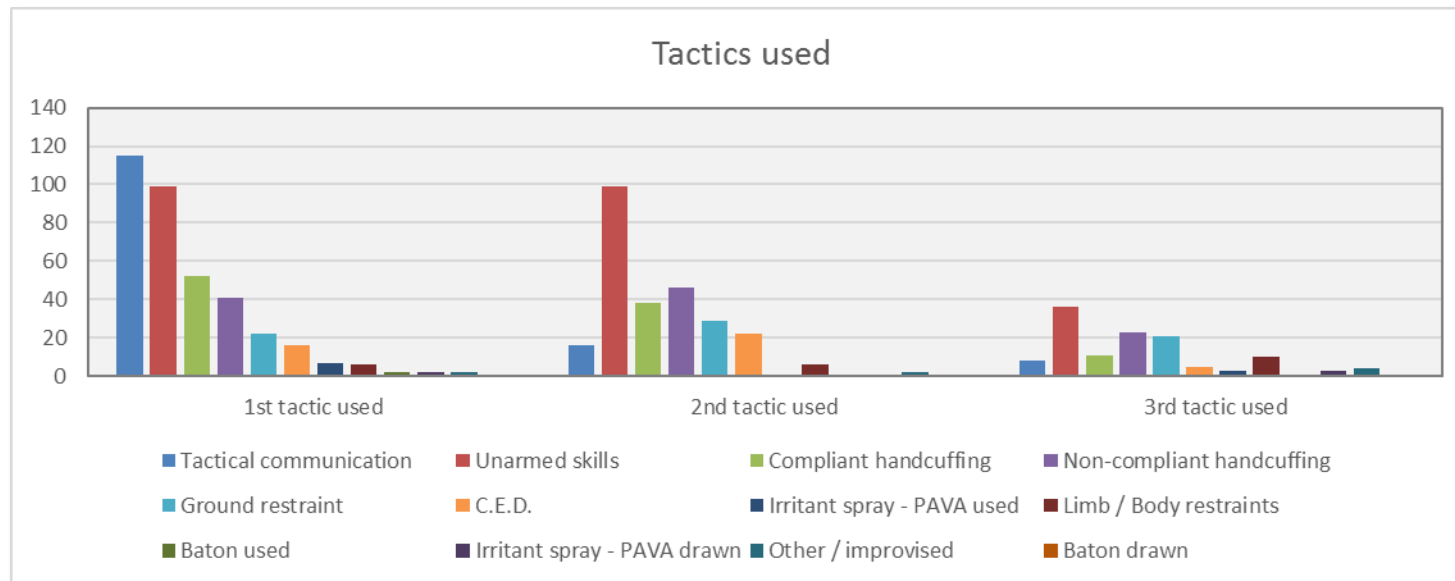
Reason for force	Number of records
protect self	286
protect other officers	205
protect subject	161
prevent escape	147
effect arrest	141
prevent harm	135
protect public	122
prevent offence	80
effect search	56
secure evidence	31
other	28
remove handcuffs	9
method of entry	2



Tactic used

Officers record the different tactics they use in each record, there are occasions where the initial tactics are not successful so further tactics are required.

Tactic used	1st tactic used	2nd tactic used	3rd tactic used
Tactical communication	115	16	8
Unarmed skills	99	99	36
Compliant handcuffing	52	38	11
Non-compliant handcuffing	41	46	23
Ground restraint	22	29	21
C.E.D.	16	22	5
Irritant spray - PAVA used	7	1	3
Limb / Body restraints	6	6	10
Baton used	2	1	0
Irritant spray - PAVA drawn	2	1	3
Other / improvised	2	2	4
Baton drawn	1	0	0
Not applicable	0	104	241



Subject details

Officers/staff record the details of the subject, based on their perceptions of the individuals age, gender, ethnicity and disability

Perceived age	Number of records
0 - 10 years	1
11 - 17 years	39
18 - 34 years	243
35 - 49 years	67
50 - 64 years	15

Perceived ethnicity	Number of records
White	304
Black (or Black British)	35
Mixed	16
Asian (or Asian British)	4
Other	3
Don't Know	3

Perceived gender	Number of records
Female	83
Male	282

Perceived Disability	Number of records
Mental disability	42
Physical disability	3

Injuries

Injuries to officers/staff and the subject are recorded. 8% of staff recorded an injury received as a result of using force (31 records) with 20 of these injuries received as a result of an intentional assault by the subject. All but one of the injuries recorded against officers/staff in this reporting period were minor, and 1 was severe. Medical attention was required in 4 cases.

Subject injury	Number of records
Injured as a result of use of force	48
Injury level - minor	48
Injury level - severe	0
Injured - cause unknown	19
Injury level - minor	19
Injury level - severe	0
Medical assistance offered	31
Medical assistance provided	28

Officer/staff injury	Number of records
Number injured	31
Injury level - minor	30
Injury level - severe	1
Intentional assault on officer/staff	20
Medical assistance provided to officer/staff	4

The proportion of subjects injured as a result of the force used against them is 13%. A further 5% of subjects had an injury, however it is not known if this was an existing injury or an injury resulting from the force used. In total there were 67 recorded injuries, of which all were minor. Where an injury was sustained, medical assistance was offered in 31 cases, and medical assistance was accepted in 28 of these.

Outcome of use of force

The most frequent outcome resulting from a use of force is an arrest (61% of records)

Outcome of force	Number of records
arrested	222
other	128
detained (Mental Health Act)	8
hospitalised	4
made off / escaped	3
fatality	0

