

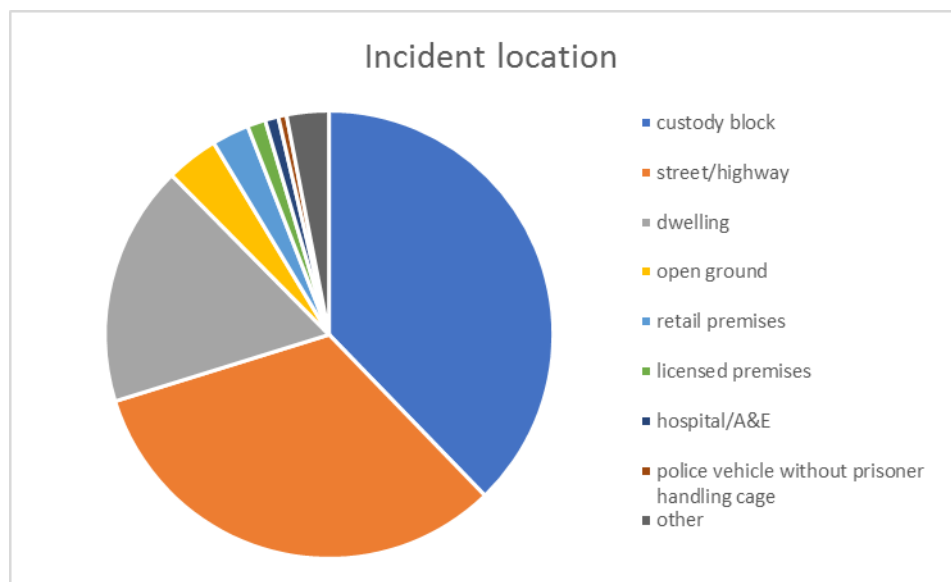
Use of Force 1st April 2017 – 31st March 2018

In the 12 months between April 2017 and March 2018 there were 1671 records of incidents where force was used. Each officer that has used force in an incident should record the force used, and as a result one incident could result in several records for one subject.

Incident location

Officers record the location of the incident, the most frequent location is the custody block (38% of records), followed by a street/highway (32% of records).

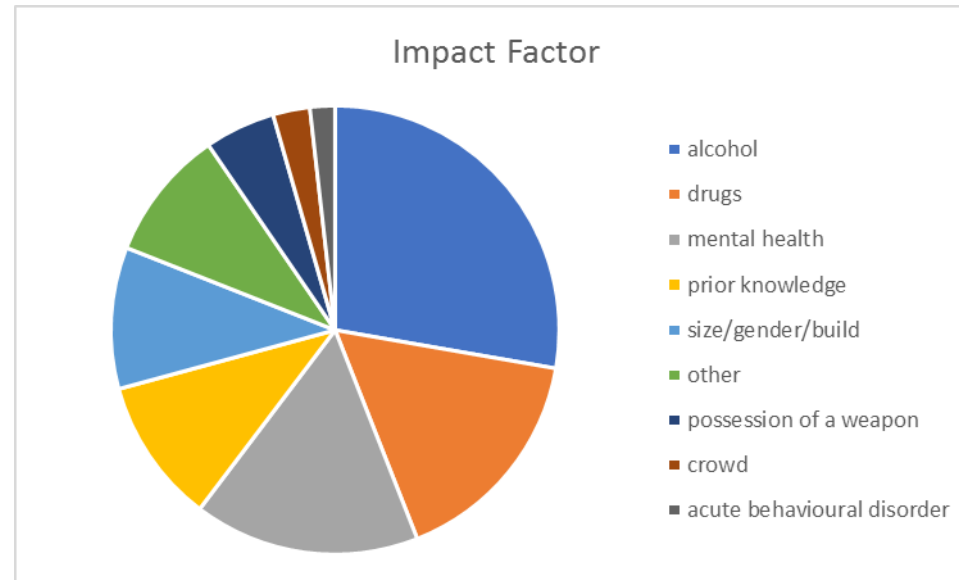
Incident location	Number of records
custody block	631
street/highway	542
dwelling	291
open ground (e.g. park, car park, field etc.)	63
retail premises	45
Other	25
licensed premises	22
Hospital/A&E (non mental health setting)	16
police vehicle without prisoner handling cage	10
police station (excluding custody block)	9
police vehicle with prisoner handling cage	6
sports or event stadia	4
mental health setting	3
public transport	2
ambulance	2



Impact factor

The factors that are likely to have an impact on the need for an officer to use force are recorded. Any number of impact factors could be recorded against each incident. The most frequently recorded impact factor is alcohol, this is a factor in 54% of records, this is followed by mental health and drugs – a factor in 31% of all records.

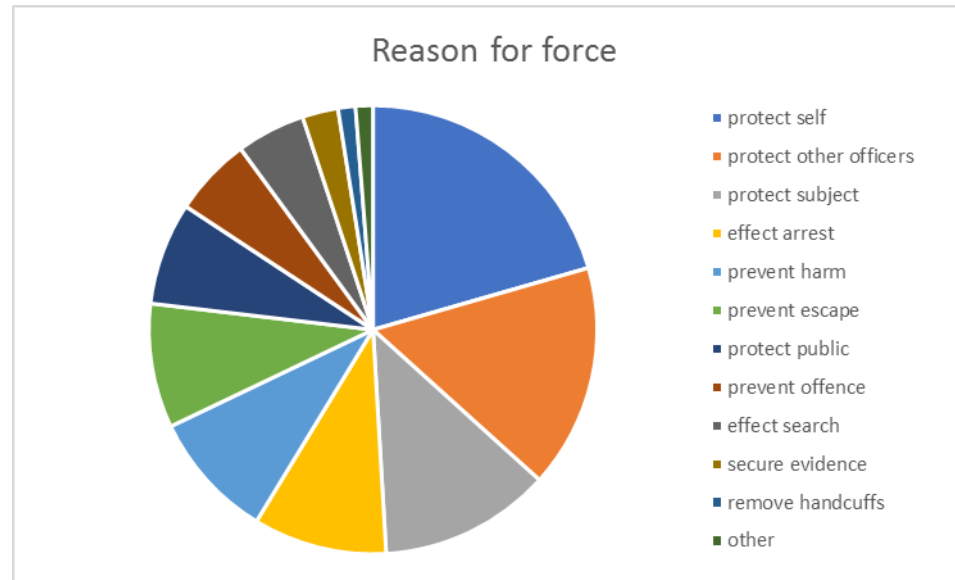
Impact factor	Number of records
alcohol	894
drugs	525
mental health	525
prior knowledge	337
size/gender/build	329
other	305
possession of a weapon	164
crowd	86
acute behavioural disorder	58



Reason for force

There may be multiple reasons for the use of force in each incident. The most frequently stated reason recorded by officers/staff for using force is to protect themselves (78% of records) followed by protecting other officers (61% of records) and protecting the subject (47% of records).

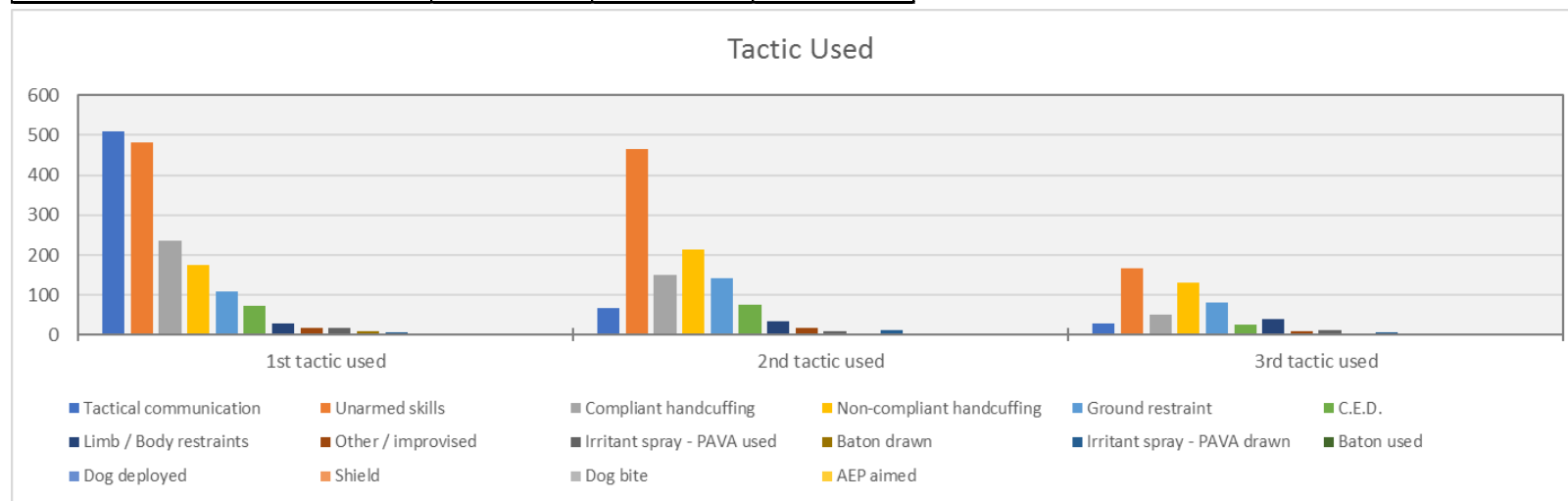
Reason for force	Number of records
protect self	1296
protect other officers	1017
protect subject	781
effect arrest	608
prevent harm	581
prevent escape	565
protect public	466
prevent offence	358
effect search	313
secure evidence	163
remove handcuffs	79
other	68
method of entry	11



Tactic used

Officers record the different tactics they use in each record, there are occasions where the initial tactics are not successful so further tactics are required.

Tactic used	1st tactic used	2nd tactic used	3rd tactic used
Tactical communication	510	67	28
Unarmed skills	482	465	168
Compliant handcuffing	236	149	51
Non-compliant handcuffing	175	213	130
Ground restraint	110	141	81
C.E.D.	72	75	25
Limb / Body restraints	28	33	40
Other / improvised	18	18	10
Irritant spray - PAVA used	17	10	13
Baton drawn	8	4	2
Irritant spray - PAVA drawn	7	12	6
Baton used	4	2	2
Dog deployed	3	0	0
Shield	1	0	1
Dog bite	0	2	0
AEP aimed	0	1	0
Not applicable	0	479	1114



Subject details

Officers/staff record the details of the subject, based on their perceptions of the individuals age, gender, ethnicity and disability

Perceived age	Number of records
0 - 10 years	3
11 - 17 years	187
18 - 34 years	952
35 - 49 years	423
50 - 64 years	92
65 and over	14

Perceived ethnicity	Number of records
White	1451
Black (or Black British)	121
Mixed	44
Asian (or Asian British)	38
Other	8
Don't Know	8
Chinese	1

Perceived gender	Number of records
Female	310
Male	1355
Transgender	6

Perceived disability	Number of records
Physical	18
Mental	164

Injuries

Injuries to officers/staff and the subject are recorded. 8% of records resulted in a staff injury received as a result of using force (130 records) with 72 of these injuries received as a result of an intentional assault by the subject. All but one of the injuries recorded against officers/staff in this reporting period were minor, and 1 was severe. Medical attention was required in 17 cases.

Subject injury	Number of records
Injured as a result of use of force	185
Injury level - minor	179
Injury level - severe	6
Injured - cause unknown	86
Injury level - minor	86
Injury level - severe	0
Medical assistance offered	141
Medical assistance provided	113

Officer/staff injury	Number of records
Number injured	130
Injury level - minor	129
Injury level - severe	1
Intentional assault on officer/staff	72
Medical assistance provided to officer/staff	17

The proportion of subjects injured as a result of the force used against them is 11%. A further 5% of subjects had an injury, however it is not known if this was an existing injury or an injury resulting from the force used. In total there were 271 recorded injuries, of which all but 6 were minor. Where an injury was sustained, medical assistance was offered in 141 cases, and medical assistance was accepted in 113 of these.

Outcome of use of force

The most frequent outcome resulting from a use of force is an arrest (58% of records)

Outcome of force	Number of records
arrested	930
other	690
detained (Mental Health Act)	29
hospitalised	16
made off / escaped	6
fatality	0

