



Wiltshire Police

**Stop and Search
Overview**

Fiscal Quarter 2 2023-2024

Stop and Search

Stop and search is an important tactic in preventing and detecting crime and, when it is used appropriately, lawfully and proportionately, it can have a positive impact on keeping our communities safe and building confidence in local policing.

However, there are understandable concerns, both locally and nationally, about exactly how it is used and whether it disproportionately impacts people from ethnic minority backgrounds. This is something we take incredibly seriously in Wiltshire, and we are committed to the Best Use of Stop and Search Scheme and regularly review its objectives to ensure continued compliance.

Anyone who is stopped and searched is invited to provide feedback on the encounter. We also review stop searches at our Stop and Search Scrutiny Panel. The results shape future training and feedback is given directly to officers. The panel currently meets in person and is made up of a diverse representation of our local communities. They view body worn camera video footage and written records of searches conducted by our officers to ensure good practice.

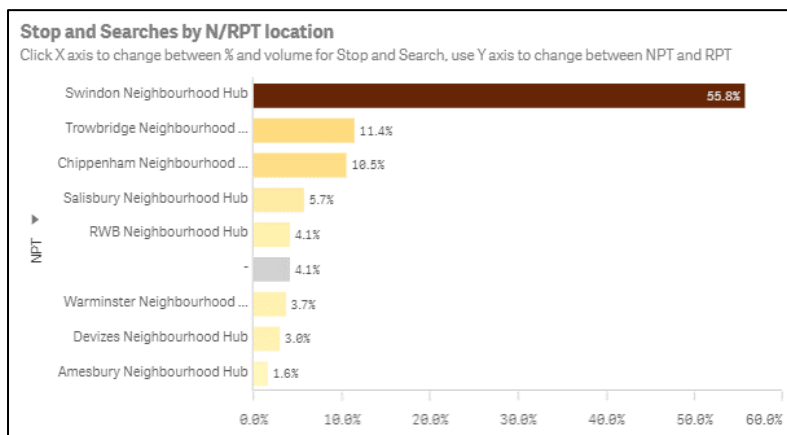
We continue to promote transparency which includes the wearing of body worn cameras, sharing information where our powers are used, and the introduction of independent scrutiny arrangements overseen by the Police and Crime Commissioner.

Key Findings

For the 2nd fiscal quarter of 2023-2024 (July - September 2023):

- Wiltshire Police have recorded 437 stop and searches
- The highest proportion of stop and searches were conducted within the Swindon Neighbourhood Policing Team (NPT) area, contributing to 55.8% (244) of the total. This is followed by Trowbridge NPT which contributed 11.4% (50) to the total
- Of the total volume of stop and searches, 59.3% (259) involved the search for a controlled drug
- 14.4% (63) of the total stop and searches resulted in an arrest. 6.6% (29) completed voluntary attendance interview and 7.1% (31) had a community resolution e.g. target intervention, rehabilitative and diversionary activities etc.
- Of the total volume of stop and searches, 70.5% (306) of cases resulted in no object being found and 29.3% (128) resulted in an object being found. Of the searches resulting in an object found, 82.0% (105) were objects related to the reason for the stop and search
- 54.8% (233) of those people stopped were under the age of 25.
- Of the 437 stop and searches recorded, 10.1% (44) were conducted between the hours of 9pm and 10pm

By Area



The above bar chart gives a visual representation of the volume of stop and searches recorded across the Wiltshire Police force area. The bar chart shows that Swindon NPT recorded the largest proportion of stop and searches, followed by Trowbridge NPT.

Of the stop and searches in the Swindon NPT area, 60.7% (148) were related to controlled drugs in 21.9% (32) of these cases, the object searched for was found and 9.5% (14) of these resulted in an arrest.

In the Trowbridge area, 54.0% (27) of stop and searches were related to controlled drugs. In 37.0% (10) of these cases, the object searched for was found and 22.2% (6) of these resulted in an arrest.

Please note, 4.1 % (18) of all searches were either conducted out of Wiltshire or do not have a location stated.

By Reason for the Search

For each recorded stop and search, there is the option to have multiple reasons for why the stop and search was conducted. This results in a larger volume of recorded search reasons compared to the total volume of stop and search

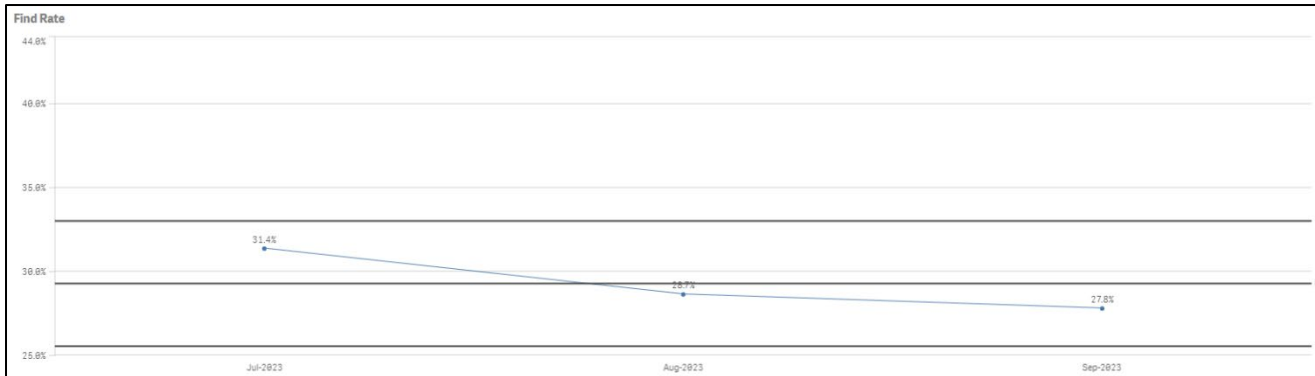
Controlled drugs	Offensive weapon	Stolen property	Criminal damage	Going Equipped	Firearms	Other
259	91	43	6	17	9	12
59.3%	20.8%	9.8%	1.4%	3.9%	2.1%	2.7%

By Object Found

As part of a stop and search, we must define whether any object was found as part of that search.

Of the 437 stop and searches recorded, 70.5% (306) resulted in no object being found and 29.3% (128) resulted in an object found.

24.2% (105) related to the intended object that was being searched for, meaning that 5.1% (23) of searches found an object not of the original search.



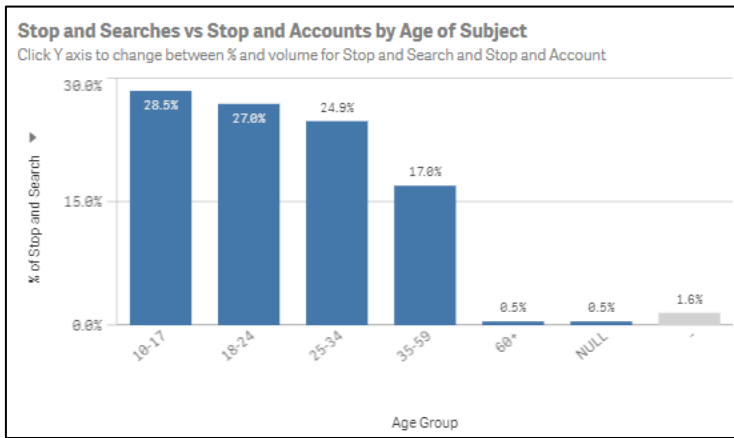
By Police Action Taken



It should be noted that one stop and search can have multiple outcomes.

Object found - No further action (NFA)	Nothing found - NFA	Police action taken	Outcome not stated
23	269	142	2
5.3%	61.6%	32.5%	0.5%

By Age Range

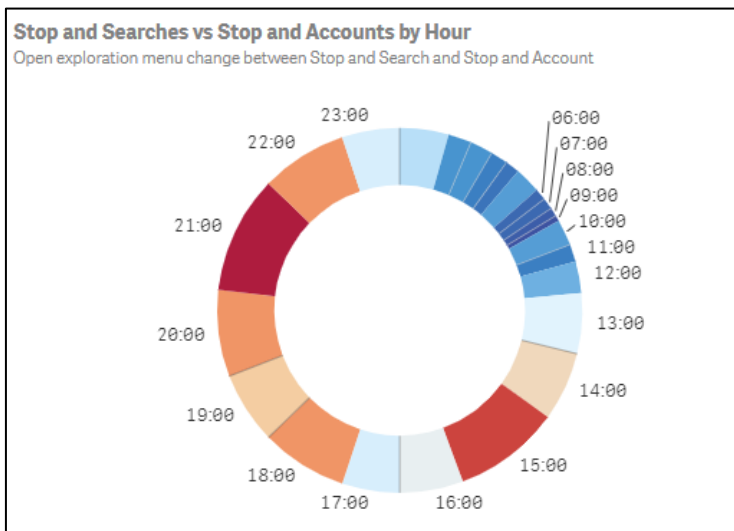


Of the 437 stop and searches recorded, 54.8% (233) were to stop a person under the age of 25.

As a breakdown of the age groups stopped:

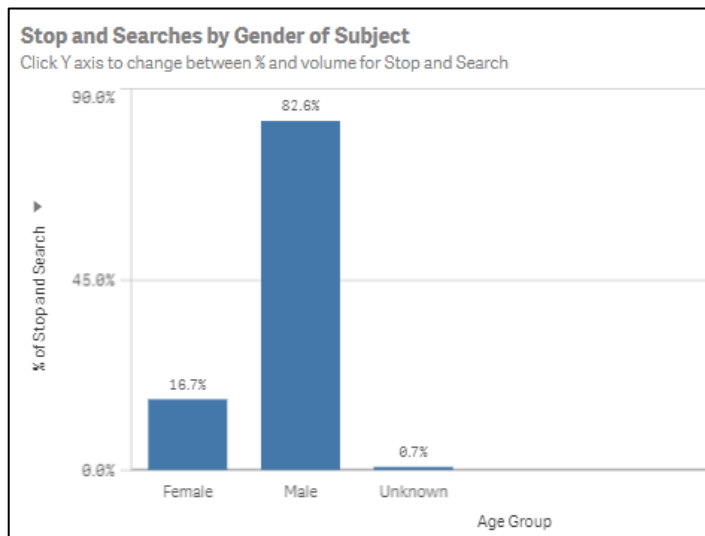
- 10 to 17 years old 29.2% (124)
- 18 to 24 years old 25.6% (109)
- 25 to 34 years old 25.6% (109)
- 35 to 59 years old 16.2% (69)
- Over 60 years old 0.7% (3)
- Not stated 2.6% (11)

By Hour of the Day



The above heat map shows that 10.1% (44) of the 437 stop and searches in this period were conducted between the hours of 9pm and 10pm.

By Gender



When looking at the breakdown of genders, males feature as the most predominant gender - stop and searches for males was 82.6% (351).

The proportion of females stopped was 16.7% (71), with the remaining 0.7% (3) unknown or not recorded.

By Type of Search and Clothing Removed

78.0% (341) of 437 stop and searches recorded during this fiscal quarter were recorded as a search of person only.

In 73.5% (321) of all cases, no clothes were removed from the person and 18.1% (79) involved the removal of outer clothes only.

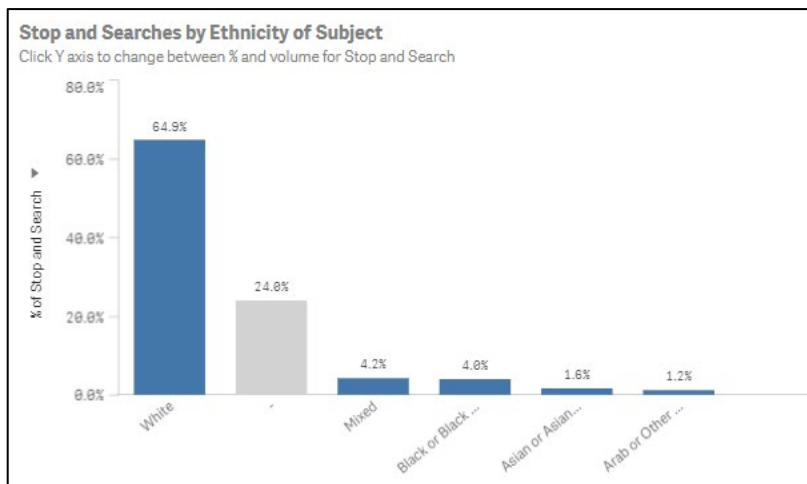
22 of stop and searches (5.0%) cases were a full strip search, which resulted in the exposure of intimate body parts. (14 identified as male, 7 as female & 1 unknown). All strip searches are conducted at a police station whilst following the relevant rules and regulations. 38.1% (8) of these stop and searches resulted in an object being found, of which 23.8% (5) the intended object of search was found.

Disproportionality Data

Note: Disproportionality data uses Self Defined Ethnicity if stated.

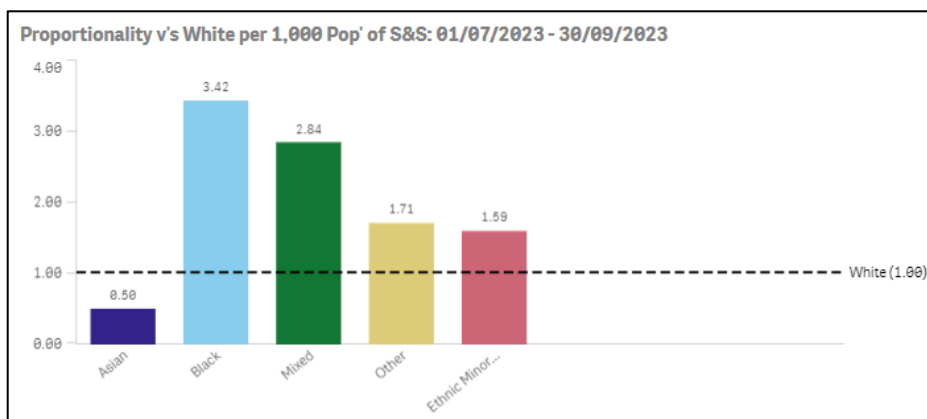
Disproportionality refers to a situation in which racial or ethnic groups are represented at a higher proportion than other racial or ethnic groups. It looks at the relative ratios of those people stop and searched as a proportion of the resident population in the specified area.

Wiltshire population data is based on the 2021 Census.



A breakdown of stops by the subjects self-defined ethnicity:

- Arab or other – 1.2% (5)
- Asian – 1.6% (7)
- Black – 4.0% (17)
- Mixed – 4.2% (18)
- White – 64.9% (276)
- Not stated – 24.0% (102)



During this fiscal quarter, individuals belonging to an ethnic minority group were 1.59 times more likely to be stopped than those of a white ethnicity.

When compared with individuals of a White ethnicity the likelihood of being stopped is broken down below:

- Likelihood for individuals of an Asian ethnicity – 0.50
- Likelihood for individuals of a Black ethnicity – 3.42
- Likelihood for individuals of a Mixed ethnicity – 2.84
- Likelihood for individuals of an Arab or Other ethnicity – 1.71

We are required by home office rules to report disproportionality using figures based on per 1,000 population.

Wiltshire Police have carried out a comprehensive analysis of this data. We have examined the number of searches conducted when compared against the ethnicity of the subject. When we analyse the number of searches conducted by ethnicity of the subject, we observe that the numbers are low. Because of this, small changes in the numbers searched can influence how this data is presented.

The issue of disproportionality within stop and search is key area of focus and scrutiny within Wiltshire Police. We are committed to ensuring that our stop and search practices are fair and transparent. We have a team who regularly review the statistics to identify any issues that may require our specific and targeted action. We remain dedicated to addressing any concerns promptly and effectively.